


## **Historic, Archive Document**

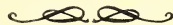
Do not assume content reflects current scientific knowledge, policies, or practices.



PUDOR'S  
ANNUAL FLOWER SEEDS  
SPRING 1926



*"Create a Beautiful Garden that your friends may enjoy with you the loveliness of shaded walks and quiet nooks, of sunny hours and brilliant colors, the trickling sound of water and the sweet scent of flowers."*



**O. M. PUDOR**

PUYALLUP, STATE OF WASHINGTON, U. S. A.



"A garden is earth's hymn of praise to Heaven  
Sung every season in some changing line,  
Where chords are colors and where odors sweet  
Are tender symphonies."

# GARDENING AS A SPORT

More of a Gamble Than Racing, More Expensive Than Golf, More Violent Than Tennis, Gardening Appeals to the Sporting Instincts of Men and Women  
Is Gardening a Sport or an Art?

Recently I had occasion to correspond on this subject with Mrs. Francis King, that delightful garden author and garden lover. As mother superior of American women gardens (I use the term with real affection) Mrs. King contended that it is an art. As a mere man, I contended that it is a sport, the finest sport I know—more of a gamble than racing, more violent than tennis, more expensive than golf, more of an exercise than baseball and more exacting on the whole man—on his strength, his brain, his five senses, his aspirations and his dreams than all these other sports put together.

This correspondence and the friendship of diverse garden lovers, both men and women, have led me to make a distinction between men and women in gardening: Women consider gardening an art; they are interested in the effect of gardening—in the arrangement of plants; insofar as they are engaged in the actual work of caring for plants, it is rather a manifestation of the maternal instinct. Men consider gardening a sport; they are interested in the act of gardening and in plants themselves, in the individual specimen, its habits and career. Women pride themselves on color combinations, on broad effects of this and that. Men pride themselves on the individual Rose, Dahlia or Delphinium.

Obviously plant arrangement is an art, for it is the creation of a series of pictures with plant material. But the practice of gardening—the physical labor of soil cultivation, or raising plants from seeds or cuttings, of growing better plants each year—that, if I may say so, is a sport. And as a sport it should appeal to men.

What in a man can it appeal to? To his taste for games and gambling, to his need for physical exercise, to his weakness for hobbies, to his innate love of beauty.

The games of the average modern American business man are games of speed; they are played speedily and reach a speedy decision. The Englishman may be content not to know the outcome of a cricket game for three days; but the outcome of a baseball game must be decided in three hours. Few Americans, caught as they are in the hectic rush of their lives, can find any excitement or amusement in things that require patience, care and slow decision. Acknowledging this, the American business man replies that, did gardening furnish the day-to-day, minute-to-minute competitive impulse of popular sports, it would doubtless have hosts of devotees among men.

The mind of the gardener is, in a way, the mind of the chess player. He makes a move after having thought out what the ultimate effect of that move may be. He visualizes the end of the game. The gardener plants a certain established variety of bulbs, and he knows what its flowering will be. In my orchard I recently naturalized several thousand Narcissi—across the gentle slopes and under the reaches of the old apple trees to the rear wall the bulbs were spattered, as the stars are spattered across the Milky Way. I have a pretty definite notion what that orchard will look like this spring and in countless springs to come. When the elms begin to throw out their reddish gauze my day-to-day excitement will begin, and it will continue until the last of those flowers has faded in the tall grass growing above them.

Do you desire to gamble? Try then hybridizing Dahlias, Gladioli, Roses, Delphiniums or any other garden flower. What the result will be Heaven alone knows. It may be a gem, it may be a monstrosity. It may never be seen, or it may carry your name down through generations. Do you desire to gamble? Stake your tender flowers against the coming frost, or the beating of rain or

the lashing of summer winds. Constantly the gardner is gambling—gambling against the elements, against blights and disease, against the cutcome of the seed sown in the soil and the bulb buried in it.

Do you demand excitement from day to day? I beg you make with your own hands a Rose garden—trench the beds, plant the bushes, spray and prune them—and then in June watch the buds swell and uncurl. You not only have excitement, but you also have the Rose!

The test of the true sportsman, of course, is that he plays the game for the game's sake. This is the ideal. How many of our games are played for the game's sake? A hole of golf without a bet makes the playing tame; to watch a baseball or football match without a wager makes you a mere spectator. No, we are not such idealists that we play for playing's sake. We play to win, and the result of winning is to be awarded a bet or prize.

The gardner makes no bones about it; he's in the game not only for the fun of it—but for the material prize that rewards his labors—the huge Melon, the perfect Rose, the healthy flower border, the colorful mass of shrubs. And his prize is such that, no matter how hard he tries, he needs must share it with others to really enjoy it. It is humanly impossible for him to keep it to himself—the Clematis will clamber over the highest wall, the Phlox will fling her perfume to the passerby, and certainly no gardner by himself can eat all the vegetables that he raises.

All too many of our games fail to relieve the monotony and diseases of civilization. Golf, baseball, polo, tennis, football, as they are played today, are definitely associated with modern life and business. We have made a business of our sport and they have ceased being games. We think we play them for exercise, as a relief from business. They may be exercise, but are they particularly health-giving exercises? Do they actually relieve the pressure of our lives?

One of these days some learned physician will determine just what there is in the soil and in the act of working in the soil which has such remarkably curative properties. And when that is discovered more doctors will prescribe gardening to their patients. Imagine what would happen if a specialist should say to a patient, "I prescribe one hundred hybrid tea Roses, two fifty-foot rows of Zinnias and Asters and a miscellaneous collection of Irises and Peonies." The physician would probably be considered mad, but the patient would doubtless recover. I know of one able doctor who was summoned to the bedside of a woman with whom specialists had tinkered for years. Having examined her, he promised to bring the required medicine. The next morning he walked into the sick room with a rake, a spade and a hoe! The woman now not only has excellent health but a remarkable garden. The famous Ferral Gardens at La Grange, Georgia, were made by a girl to whom the doctors gave only a few more months of life. She said she guessed she'd make a garden. She made it, outlived her doctors, died at an advanced age, having improved and enjoyed her garden for seventy-five years. The Magnolia Gardens, near Charleston, unquestionably the most beautiful of their kind in the world, were the direct outcome of a man's search for health through gardening.

I could quote countless examples of the power gardening has to restore health, but why consider it merely as a restorative? Why look on it merely as a harmless pastime for people in broken health? Why not take it up as necessary to the maintenance of health—for the exercise of both body and the mind?

Spade up a patch of ground honestly deep, sow it and cultivate it, and you'll find more actual play of muscles in one season than in a season of golf or any other sport. There isn't an obesity but will melt before the arduous work of setting out seedlings, hoeing and weeding. There isn't a brain so fagged by business but it will quicken at the sight of seeds thrusting up through the soil, at the urgent and robust growth of plants, at the perfection and color of the flowering.

## GARDENING AS A HOBBY

A hobby is a governor on the engine of a man's endeavors. It is quite different from a sport; it calls for some intellectual knowledge; it has, generally, an educational value. Collecting boat models or stamps, or carving wood, presupposes a taste for and requires a knowledge of the respective subject. Its reward, apart from the sense of possession, lies in the fact that the more a man collects or carves, the more he learns. In precisely the same way gardening is a hobby. It presupposes a love for green growing things, it requires a knowledge of them and its exercise brings a man, in addition to the flowers, vegetables or fruits he gathers, a still greater knowledge of them. It offers to him an opportunity to arrive at more truths. He may begin the season knowing merely that the Cosmos is an annual and the Phlox a perennial, but at the end of the season he will know a great deal about both annuals and perennials; his appetite will be whetted for further explorations into the vast world of flowers.

And then there is that innate love of beauty in men, that desire to create beauty, and to enjoy it intelligently and unashamed. It is relatively strong in some and weak in others; but in all it exists, and in all it can be awakened.

My closest garden friends, men with whom I enjoy most to talk or to correspond about gardening, include a factory mechanic, a life termier in Sing Sing, the editor of a New York weekly, an artist, a retired British army captain, and a colored butler. All of them garden because deep down in them is a love for beauty, a desire to express beauty. Not that they rhapsodize, not that they speak of beauty in bold terms, but these men—all of different ages, experiences, educations, irrevocable pasts and available futures—each of them possesses that quality which finds satisfaction in the color and form of flowers. The mechanic is fighting a touch-and-go battle between the ill health consequent on factory work and the good health brought by gardening. The life termier, although he may not realize it, is making reparation as far as is humanly possible by giving happiness to others for the happiness he took. The editor enjoys it as a huge sport—although he is getting no thinner. The artist sees it as pure art. The British army captain gardens from traditions and inherited love of it. And the colored butler, well, he finds it "jes' happiness."

In countries older than ours—in England and on the Continent—it is common experience to find the average man intelligently and devotedly interested in gardening. The National Rose Society of England figures that of the commuters from Surrey who pour out of Waterloo Station every morning, one in every five grows Roses. Imagine being able to say the same of those who step out of the Grand Central every morning! Imagine being able to say that even one in every ten had the slightest interest in gardening!

There may be a dozen reasons for this, but I'm inclined to pin my faith to one—namely, that men in these older countries, through generations of experience, have arrived at the right balance of living. They do not permit business to become so engrossing as we do; they allow themselves more time for leisure and they use their leisure more in the exercise and appreciation of beauty in its various forms. Having so wide an appeal to the sense of beauty, gardening is universally adopted as a pastime. Eventually we, too, may attain that wisdom. But we must go at it slowly. Gardening should not be taken up in a hectic rush; it should be entered by slow degrees. A garden and its work should be so planned that its master is always master and never its slave. It should always be a game, new and fresh and more stimulating as the days pass. (Richardson Wright in *House & Garden*.)

# THE USE OF COLD FRAMES

Cold frames are easier to construct than hot beds, and much simpler to handle. The management of hot beds requires no little skill. They will be used on large estates where there are professional gardeners, as a matter of course, but the average amateur will obtain much better results from cold frames. The difference between hot beds and cold frames is that the former are heated, usually by means of a thick layer of fresh manure under the surface soil, while no heat is used in cold frames except that which is received from the sun. Cold frames are available for use three or four weeks before the last freezing date.

Frames are commonly 6x3 feet and are placed in a corner of the garden containing good soil. They should be made preferably of planks, altho ordinary boards will suffice, and should be at least a foot high at the back and eight inches at the front, the slope being towards the sun. It is well to have the frames banked up around the sides with earth or manure.

A cold frame may be covered with an ordinary hot bed sash, but there are several substitutes on the market which are cheaper and about as satisfactory. One is a prepared cloth which lets in the sunlight, while keeping out the cold. Another and rather more durable substitute is made of fine wire, the openings of which are filled with a material resembling celluloid. These substitutes are much lighter than glass, and for that reasons easier to handle. They are coming into somewhat general use, even among commercial growers, and are admirably adapted for the needs of amateurs. For that matter, though, an unused double window or any discarded sash may be made to serve the desired purpose. It is not necessary, of course, to make the cold frame the size mentioned above, except as a matter of convenience when using commercial sash.

Many vegetables, like cabbages, cauliflowers, Brussels sprouts, lettuce, cucumbers, corn and melons, and most of the annual flowers may be started in a cold frame a few weeks before the time for setting them in the open ground. Plants like tomatoes, peppers and egg plants which have been started in boxes in the house earlier in the season may be hardened off in a cold frame.

Seeds may be sown directly in the soil in which event it is wise to spade it over as deeply as possible and to incorporate a little well rotted manure. Many skilled gardeners prefer to use flats or paper pots which are set on the ground under the sash. There is a distinct advantage in this plan because the plants can be shifted to the open ground without much disturbance of the roots. If paper pots are used, it is not necessary to remove them. Dirt bands are also often used. They are similar to paper pots, except that they have no bottoms and are set in flats or on boards.

China Asters, Pot Marigolds, Candytuft, Snapdragons, Gypsophyla, Stocks, Nicotiana, Salpiglossis, Godetias, and many other annuals may be started readily in cold frames.

After the cold frame has served its purpose in the spring, it can be used for growing cucumbers or lettuce, the sash being removed. Lettuce seems to thrive especially well in such a frame in midsummer, growing much better than in the open ground, probably because the boards shut off the drying winds and because water can be given readily. (Horticulture, Boston.)



# PERENNIAL SEEDS AND PLANTS

## FOR SPRING AND FALL PLANTING

### OMMITTED FROM MY

#### General Seed and Plant Catalog

- Alyssum Rostratum**—Blooms in June and July; 8 to 12 inches, a charming rock or border plant with broad panicles of bright yellow flowers. Per pkt. 10c. Also plants in the Fall at 60 cts. per doz., and 10 and 15 cts. each.
- Campanula Carpathia Alba**—The white form of this charming Carpathian harebell; a gem for the rock garden, and lovely in connection with the blue form. Per pkt. 15 cts.; 2 for 25 cts. Also plants in the Fall at 75 cts. per doz., and 10, 15 and 25 cts. each, for individual clumps.
- Campanula Persicifolia Grandiflora Alba (Backhousii)**—A very large flowered beautiful white form of the lovely Peachbell. 3 ft. Per pkt. 25 cts. Plants in the Fall 15 and 25 cts.
- Campanula Persicifolia Fl. Pl.—Grandiflora Alba "Moerheim"**—An extra fine double white Peachbell. Per pkt. 25 cts. Plants in the Fall 15 and 25 cts. each, \$1.50 and \$2.50 per doz.
- Campanula Persicifolia Fl. Pl.—Grandiflora "Pfitzeri"**—Extra large flowered double blue, a magnificent plant. Per pkt. 25 cts. Plants in the Fall, same as above.

#### ERYNGIUM—SEA HOLLY

Handsome ornamental plants; very effective in borders, and useful for cutting or can be dried for winter bouquets. The flowerheads and stems are of a beautiful steel blue shade. Height 2 to 3 ft.

**Eryngium Alpinum**—Alpine Sea Holly; beautiful dark blue. Height 12 in.

**Eryngium Amethystinum**; the finely-cut spiny foliage and the beautiful thistle-like heads are of a glistening amethyst-blue. 3 ft.

**Eryngium Giganteum**—A beautiful very ornamental blue; like the above in habit.

Seeds of any of the above per pkt. 15 cts., 2 for 25 cts. The 3 beautiful varieties 40 cts. Plants this Fall 15, 25 and 35 cts. each.

#### DIELYTRA OR DICENTRA (Bleeding Heart)

**Spectabilis** (Bleeding Heart or Seal Flower). An old-fashioned favorite; its long racemes of graceful heart-shaped pink flowers are always attractive; it is a hardy plant, and is perfectly at home in any part of the hardy border, and especially valuable for planting in clumps. As it flowers in early May, it must be transplanted early and not later than April 1st. Each 50 cts. \$4.50 per doz.

#### ACQUILEGIA GLANDULOSA

I want to call your special attention to this Columbine gem. Without doubt one of the prettiest perennials we have; a miniature Columbine, less than a foot in height with blue sepals, and a pure white corolla, flowers somewhat drooping and remarkably free blooming; lovely for the rock garden. Besides small seedling plants at 75cts. per dozen, I have a lot of fine large clumps at 25 and 40 cts. each.

## ADDITIONAL DELPHINIUM LIST

In addition to plants of my Glory of Puget Sound and Wrexham Delphiniums, the Blackmore and Langdon and the Kelway Prize strains, I am offering this spring, not earlier than May, small seeding plants of the following "Named" English varieties:

The Alake, Sir Douglas Haig, King of Delphiniums, Rev. E. Lascelles, Amos Perry, Duke of Connaught, Millicent Blackmore, Rene Gilbert, Mrs. H. J. Jones, Dusky Monarch and Edward Bromet. All these are considered the finest things in "named" English Delphiniums.

Small seedings in May and early June from any of the above named list, BUT NOT LESS THAN 3 of anyone variety at 75 cts. per doz.

A good many of these seedling plants will bloom a little in September and October.

Individual Small Clumps of the above, not less than 3 of one kind, ready

September 15th to October 15th, 15 cts. each; \$1.50 per doz., \$10.00 per 100.

These will make fine blooming clumps for 1927.

## THE FAMOUS WREXHAM STRAIN

In addition to seeding plants, I can offer during February, March but not later than April 15th, some good sized plants of this justly famous Delphinium strain, originating from seeds from my finest named varieties—in two sized clumps: 50 cts. and \$5.00 per doz., and \$1.00 each and \$10.00 per doz.

These plants have already bloomed in my garden last Fall, and will make a wonderful showing this coming season. No separate or specified colors or blossoms can be selected—they come mixed, in different shades of blues, some will be single, some double, but all very fine and unusual. Please, do remember, that owing to our mild Puget Sound climate, Delphiniums, Lupins, Columbines, Bleeding Heart, begin to shoot up very early in the Spring, and these can not be sent out with any assurance of success after they make too large a growth, which in most seasons means not later than April 15th. This rule does not apply to seedling plants, as I have these in all stages of growth, and can send these out during April, May and even June.

On page 19 of my large Perennial catalog, I am offering small seedlings for September, but I am also offering the same varieties for spring planting, and IN ADDITION, I am offering in the spring, the following:

Parent: Pudor's Glory (you should get some white ones among these) \$1.00 per dozen.

Parent: "Glory of Puget Sound", 60 cts. per doz.

Parent: "Glory of the Valley", 75 cts. per doz.

Parent: "Blue Glory", 75 cts. per doz.

Parent: "Best Unamed Seedlings", \$1.00 per doz.

Parent: "Kelways Langport Strain", 75 cts. per doz.

Parent: "Blackmore and Langdon" Prize Strain (not ready until May), 75 cts. per doz.

Parent: "Best Mixed Wrexhams", \$1.00 per doz.

Parent: "Wrexham Lad", \$1.25 per doz.

Parent: "Purple Prince", \$1.25 per doz.

Parent: "Wrexham King", \$1.25 per doz.

Parent: "Wrexham Giant"—New, \$1.25 per doz.

IF CONVENIENT, PLEASE, ORDER THE ABOVE BY THE DOZEN OF ONE VARIETY, BUT NOT LESS THAN FOUR OF ONE VARIETY CAN BE FURNISHED.

## NAMED BELLA DONNA DELPHINIUMS

**Oliveden Beauty**—Larger and taller than the type Bella Donna.

**Fanny Stormonth**—A very large, light azure blue.

Seedlings of either one, ready in May, 75cts. per doz.

**Small Individual Plants** 15 cts. each. Clumps for early spring delivery, (not later than April 15th) 25 cts. each, \$2.50 per doz.

**Ordinary Bella Donna**—Turquoise blue, or Formosum, large, dark blue, seedling plants per doz. 60 cts.; clumps 25 and 50 cts. each.

## COREOPSIS—PERENNIAL

**Lanceolata Grandiflora**—I have a lot of fine large clumps of this most satisfactory all summer blooming bright perennial, that will make a big showing the coming season, at 25 cts. each, \$2.50 per doz.

## DIGITALIS

**Monstrosa Mammoth Foxglove**—I will have a lot of fine blooming sized clumps, for early Spring delivery at 15 and 25 cts. each.

## THE CHINESE FORGET-ME-NOT

The real name of which is *Cynoglossum Amabile*, a very beautiful thing of great value. It is a Chinese Hounds tongue, a Borage with typical hounds-tongue leaf, and does not belong to the Forget-me-not family at all. A lovely thing with its all clear blue flowers, without any other trace of color in its small blossoms, blooming from seeds within 3 months, and best treated as an annual, but one word of caution: do not let the seeds ripen, for owing to the tenacity of its little claw-like seeds, these little burrs will fasten themselves to anything they touch, and the plant might become somewhat of a nuisance; but observing the rule, to cut the flower stalks before the seeds mature it will prove a charming thing in the garden, and you will love it dearly; with me it grows fully 18 inches high.

Buy seeds for Spring sowing—per pkt. 25 cts.

## HARDY LILIES

I have sold all of my **Candidum** and **Regal Lilies** for this Spring, but they are again for sale in the Fall, the **Madonna** or **Candidum Lily** should be planted in September, as it makes an early Fall growth, but I still have some of that gem of all lillies:

**Auratum**—The **Golden Banded Lily** of Japan. These are summer flowering lilies, and can be planted with good results in the early Spring; being of a stem-rooted variety, they must be planted at least 6 inches deep. **Mammoth bulbs**, 50 cts. each; 6 for \$2.50.

## HOLLYHOCKS

For seeds see page 30 of my large perennial plant and seed catalog, but I can offer **Plants** for sale in the Spring.

**Newport Pink**—The lovely clear double pink; seedling plants only at 60 cts. per doz.

In **Clumps** I offer the following:

**Exquisite (New)**—Mixed colors only.

**Double Rose, Double Yellow, Double Lilac, Double Dark Purple, Double Cerise**; these are the old fashioned Hollyhock varieties, and can be furnished in mixed or separate colors, in blooming sized clumps 15 and 25 cts. each.

## NEPETA

(Catnip; Catmint)

**Mussini**—An excellent plant for any position, but especially useful in the rock garden. Of dwarf, compact habit, producing masses of bloom. The soft, lavender shade of the flower and pleasing grey of the foliage, make this an attractive plant. It thrives in dry, sandy soils, and remains in beauty over a very long period. The plant may be easily increased by division in the autumn or spring. Strong Plants 25 and 40 cts. each.

## PANSY PLANTS

Seeds are offered on page 33 of my large perennial Seed and Plant catalog, but I can supply nice plants, field grown, wintered out-side that will burst into bloom early in the spring; can deliver these anytime after January first—weather permitting!—Only the Finest German and English Strains at 75 cts. per doz., \$5.00 per 100.

## STOKESIA—BLUE CORNFLOWER ASTER

Besides Baby Seedling Plants, I am offering this spring, large field grown clumps at 25 cts.

## THALICTRUM—MEADOWRUE

**Dipterocarpum**—A nurseryman friend asks whether it is a fact that this plant is not hardy, and requires lifting annually in a cold climate. Not having any experience with Winters in Utah, I cannot say just what temperature this extremely beautiful plant will stand, but with me it has stood three Winters with no more protection than I give Delphiniums, that is a little straw and some sticks, plus the snow. On the other hand, I have known this plant to repeatedly die out in the South of England. Friends lower down in New Jersey than myself, have also had losses as has a friend in Vermont, but in all cases, I would hazard that it is lack of drainage and good covering rather than cold alone that kills the plants. Given fairly light soil where water does not lay and sufficient covering, I believe this lovely Thalictrum will give no more trouble than Delphiniums. I would not advocate planting it in the Fall and for preference I would not plant any but one year old seedlings. Like Delphiniums, Aquilegias, etc., it has fairly fleshy roots; old roots are liable to fail, especially if planted in the Fall. My own plants are in a border sheltered from the north by a Privet hedge only 3 feet away. The straw or litter is not put on the border until hard freezing, but it is worth mentioning that the snow cleared from the path is piled on this border often 2 feet or more thick and as little sun reaches it, this snow usually becomes a solid lump of ice, not entirely melting until mid-March or later. Thalictrum dipterocarpum is very late to start, usually May, so those who have had poor luck with it should try a good thick covering and not remove it until March is out. (T. A. Weston in the Florists' Exchange, N. Y.)

Besides small seedlings at 75 cts. per doz., I am offering this spring individual small clumps, some of which have already bloomed last fall, each 25 cts., \$2.50 per doz..

**DO GROW ONE OR MORE THALICTRUMS IN YOUR GARDEN; ONE OF THE LOVELIEST THINGS THAT BLOOMS.**

## VERONICA

**Rupestris**—One of the loveliest dwarf Speedwells; a gem for the Rock garden; a true blue. The plant is absolutely hardy; needs no covering and forms mats of small dark green leaves that become smothered with myriads of true blue flowers in May and June. This and the tall **V. Subsessillis**, are the two finest Veronicas. 25 and 40 cts. each; \$2.50 per doz.

## SIBERIAN WALLFLOWER

This is another gem for the hardy border, or the rock garden; you should try it by all means; a wonderful bloomer and very sweetly scented. I am offering plants on page 26 of my perennial seed catalog, but omitted to list the seeds. They are easy, and plants come quickly and surely. Per pkt. 25 cts.

## VERY LATE FLOWERING HARDY PERENNIALS

Not at all effected by repeated light frosts, Hardy Chrysanthemums, of course.

**Siberian Wallflowers** from late spring-sown seeds; they bloom all during September and October and November; **Geum "Lady Stratheden"** will do the same, and so will **Delphiniums**, from seeds sown as late as April, only the latter are more easily effected by frosts.

Clumps of **Scabiosa Caucasica** have bloomed all fall right through heavy frosts, giving beautiful mauve and blue flowers.

Just remember, in order to have a wealth of **Delphiniums**—quite respectable stalks, sow the seeds in April, transplant as soon as seedlings are large enough to handle, then give a little bone meal, and water during dry, hot summer weeks, and nearly every plant will bloom in September and October, when **Delphiniums** are out of season in your garden. **Yellow Geum Lady Stratheden** will do the same (it is a gem) and **Siberian Wallflowers** also.

If your climate is too cold to winter those wonderful **Pentstemons**, sow the seeds early in the spring, and be rewarded with plants full of those charming flowers; nearly every plant will bloom if transplanted and looked after during the hot summer weather.

I have never been able to make **Aquilegia** bloom in the fall from spring sown seeds, but **Lupins** will bloom wonderfully well, and what if **Lupins** and **Pentstemons** do die during your cold winter, don't annuals do the same? And haven't these perennials rewarded your small labor with beautiful flower stalks at a time of the year, when no one else has them and they are supposed to be out of season?

The majority of gardeners don't know this secret; try it next season, but you must get your seeds in the ground by the latter part of April, and look after your seedling plants.

**Calendulas**; this is another frost proof plant and what a gem it is; one of the loveliest and brightest of our annuals; a charming thing for cut flowers. **Ball's Calendulas** are the best; see under annual seeds.



120 Days From Seeds.

These magnificent Delphinium spikes, photographed in the early part of September, were grown from my choice Delphinium seeds, sown out-of-doors on April 20th. They bloomed all Fall until killed by frosts in the latter part of October, producing magnificent spikes four to six feet tall. The plants themselves, of course, will survive the coldest winters, anywhere, with a little protection, or none at all.

See what a glorious Delphinium display you can have in the late Fall, when your large clumps have long passed their glory, by simply sowing the seeds during March and April, and even the first part of May.

Only Spring sown seed of such perennials as Delphiniums, Lupins, Geums, Per. Flax, Scabiosa Caucasica and Siberian Wallflower, will produce their lovely flowers out of season; Fall planted seeds will bloom at the regular time in June or July.

# A WORTH-WHILE LIST OF THE MOST SATISFACTORY GARDEN ANNUALS

All cheaply and easily raised from seeds.

Although a number of flowering plants may be sown during February in favoured localities and under good weather conditions, March is the chief month for the sowing of both annuals and perennials. Need for economy in gardens has resulted in the extended use of annuals, and, while the precision of style and colouring which results from plants raised from cuttings is admitted, equally good general effects may be ensured much more simply and cheaply by raising plants from seed. There is much to be said on behalf of annuals, for their variety of habit, elegance of form and delicate blending of colour are not surpassed by any other section of plants. It must not be thought, however, that because of the comparatively small amount of skill needed to grow them that little care need be bestowed on them. Good cultivation is the keynote of success with these plants as with all others and it is a matter of considerable importance to note that where this is practised a large proportion of them remain in beauty until the extreme end of the season.

## AGERATUM (FLOSS FLOWER)

Blooms throughout the summer, being the most effective annual for bedding and borders.

**Imperial Dwarf Blue**—Very dwarf and compact, especially good for ribbon borders. 9 inches. Per pkt. 10 cts.;  $\frac{1}{8}$  oz. 20 cts.;  $\frac{1}{4}$  oz. 35 cts.

**Little Blue Star**—A lovely miniature variety for small beds and edgings. Plants are compact attaining a height of only 3 inches and are covered with small bright mauve flowers. Per pkt. 15 cts.;  $\frac{1}{8}$  oz. 30 cts.;  $\frac{1}{4}$  oz. 50 cts.

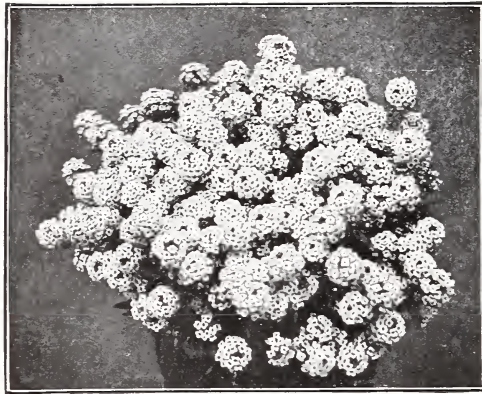
**Blue Perfection**—The darkest of all large flowering Ageratums. Color deep amethyst blue; compact growth, fine for bedding. Per pkt. 10 cts.;  $\frac{1}{8}$  oz. 20 cts.;  $\frac{1}{4}$  oz. 40 cts.

## ALYSSUM

**Little Dorrit**—A beautiful variety growing close to the ground with small white flowers; flower heads stand in an erect mass 3 or 4 inches high. Per pkt. 15 cts.;  $\frac{1}{8}$  oz. 20 cts.

**Little Gem or Carpet of Snow**—One of the best white flowering edging plants of dwarf compact habit, 4 inches high. A solid mass of bloom from early till late. Per pkt. 10 cts.;  $\frac{1}{4}$  oz. 25 cts.

**Lilac Queen**—A pretty deep lavender-lilac of dwarf habit; per pkt. 10 cts.;  $\frac{1}{4}$  oz. 25 cts.



ALYSSUM

### ANTIRRHINUM—SNAP DRAGON

Within the last few years Snap Dragons have become very popular; they are most lovely for cutting and are very showy and beautiful in the garden, readily grown from seeds. Seeds sown outside the latter part of April or first of May will bloom early in July, remaining in bloom until frost. It is probably best to start them early indoors or in a frame in February and March, transplanting them in the open when the weather is suitable. The seeds being very fine they must only be pressed in the soil.

There is a long list of Snapdragons but where garden space is limited it pays to grow only a few of the very best varieties and colors. The strain I grow is Sutton's English strain.

#### TALL VARIETIES—Height 3 Feet

Flowers are very large and produced on long spikes, and are especially adapted for forming bold groups in the border; invaluable for cutting.

**Golden Champis**—One of the finest varieties; an exquisite combination of the softest pink and bright golden shades.

**Lilac Queen**—A lovely combination of a pale shade of mauve or lilac with a white throat and a touch of primrose at the mouth.

**Crimson and Gold**—Largest flowers on long spikes of deep crimson and rich gold.

**Bright Pink**—A lovely shade of pure rose-pink.

**Cloth of Gold**—Long spikes of yellow flowers, remaining in bloom the entire summer.

**Giant Crimson**—An extremely rich color with dark bronze-green foliage.

**Mixed Tall Varieties** containing all of the above and several other colors. Per pkt. of any of the above 15 cts. The 6 named varieties one pkt. each 75 cts.

#### HALF-DWARF OR INTERMEDIATE VARIETIES

Height from 12 to 18 inches; the best varieties for Bedding purposes.

**Bright Pink**—A beautiful shade of pure rose-pink.

**Buff Pink**—A new shade and highly attractive. Can be effectively used with other pink and apricot shades.

**Buff Beauty**—A charming variety with soft pinkish buff self-colored flowers; the best of all the buff shades.



**Orange King**—A glowing orange scarlet; a wonderful color; everyone who saw it in my garden exclaimed over the beautiful color.

**Golden Queen**—A rich yellow.

**Crimson Empress**—A rich velvety crimson.

**Superb Mixture** of delicate shades.

Per pkt. of any of the above 15 cts. The 6 named varieties one pkt. each, 75 cts. 3 named varieties, 40 cts.

### **TOM THUMB VARIETIES**

Fine for small beds, edgings or the rock garden. Height only 6 inches.

**Delicate Pink.**

**Pale Apricot.**

**Yellow Prince.**

**White Queen.**

**Crimson King**—Lovely in combination with the **White Queen**.

**Mixed Tom Thumb Varieties.**

Per pkt. of any of the above 15 cts. The 5 varieties 60 cts. A collection of three charming varieties: **Yellow Prince, White Queen and Crimson King** 40 cts.

### **CALENDULA—POT MARIGOLD**

No garden should be without these bright showy, lovely flowers; excellent and most artistic as cut flowers, lasting a long time in the house. They withstand many light frosts. Of all varieties of Calendulas, **Balls' Calendula** are the best and most beautiful ones, both in color and form.



**CALENDULA**

- Ball's Gold Calendula**—A rich golden yellow; about 95% come true. Much superior to the old **Lemon Queen**; per pkt. 25 cts.;  $\frac{1}{8}$  oz. \$1.00.
- Ball Calendula, Orange**—This is the original Ball Calendula that has given an entirely new meaning to Calendulas with long stems and uniformly double flowers of great size. Per pkt. 15 cts.;  $\frac{1}{8}$  oz. 75 cts.

## CANDYTUFT

- Giant Hyacinth-flowered or Improved Empress**—A wonderfully improved strain of the popular Empress Candytuft, forming much branched plants about 18 inches high, each branch terminated by an immense spike of very large individual pure white flowers. Makes a very effective white bed or border, and is invaluable for cutting. Per  $\frac{1}{2}$  oz. 40 cts.; pkt. 15 cts.
- Rose Cardinal**—Brilliant deep rose-red; very effective for bedding.  $\frac{1}{2}$  oz. 40 cts.; per pkt. 15 cts.

## CLARKIA

### FLOWERS IN LONG LOOSE SPRAYS

This pretty and easily grown annual has been much improved in recent years, and the varieties offered below are excellent for cut flowers; they do well either in sun or shade, growing 2 to 2 $\frac{1}{2}$  feet high, with leafy racemes of double flowers, which all open in water when cut.

- Ruby King**—Brilliant rich ruby red, double and produced in long sprays. An indispensable variety for the garden. Per pkt. 15 cts.;  $\frac{1}{4}$  oz. 50 cts.
- Salmon Queen**—A beautiful Salmon pink. Per pkt. 15 cts.;  $\frac{1}{4}$  oz. 30 cts.
- Elegans Flore Pleno**—Very double, pure white. Per pkt. 15 cts.;  $\frac{1}{4}$  oz. 30 cts.
- Elegans, English Brilliant Mixture**—A selection of the finest double varieties; all inferior colors being excluded. Per pkt. 15 cts.;  $\frac{1}{4}$  oz. 30 cts.

## DIMORPHOTHECA—STAR OF THE VELDT

One of the quickest blooming annuals, often flowering within six weeks from seed. Produces a wide range of lovely colors, which harmonize most beautifully. It requires an open sunny situation and in such will bloom all summer. It also makes a charming pot plant, by planting a few seeds in a large pot, and then thinning out to 3 or 4 plants. Flowers will be greatly improved in size and brilliance by watering the plants frequently with weak liquid manure.

## AURANTIACA HYBRIDS

Various coloured hybrids of this flower which are quite as strong growing as the type, and include a wide range of shades of primrose, apricot, buff and salmon, as well as delicately tinted white flowers.  $\frac{1}{4}$  oz. 50 cts.; per pkt. 15 cts.

## ESCHSCHOLTZIA—HARDY CALIFORNIA POPPIES

From the original golden yellow California poppy there have now been evolved the most lovely colors imaginable, from pure white to the deepest crimson—all exceedingly beautiful varieties. They make indeed a most gorgeous effect in the garden, blooming all through the summer months, from seeds sown in the open ground early in the spring, and thereafter take care of themselves for years to come, by self seeding, and from the plants, which are really true perennials. Some of the new colors are still quite rare.

**The Geisha**—Outside orange crimson, inside a deep golden yellow. This beautiful variety received an award of merit from the R. H. S. of England.

Per pkt. 15 cts.;  $\frac{1}{4}$  oz. 40 cts.

**Rosy Queen**—Soft flesh pink. Per pkt. 10 cts.; per  $\frac{1}{4}$  oz. 25 cts.

**Golden West**—A clear golden yellow. Prices same as above.

**Alba Fl. Pl.**—Extra selected double white. Per pkt. 15 cts.;  $\frac{1}{4}$  oz. 40 cts.

**Gaiety**—Deep crimson, inside of petals white. Per pkt. 15 cts.;  $\frac{1}{4}$  oz. 40 cts.

**Mikado (Hurst-England)**—Intense crimson scarlet. Per pkt. 20 cts.

**Special Mixture**, including all the new shades, which create a most brilliant display. Per pkt. 10 cts.;  $\frac{1}{4}$  oz. 30 cts.

**DO NOT FAIL TO HAVE SOME OF THESE BEAUTIFUL NEW CALIFORNIA POPPIES IN YOUR GARDEN NEXT SUMMER.**

## GILIA CAPITATA

I grew this last summer, but I don't think it is pretty enough to encumber the garden with its rather insignificant blossoms, which are really not pretty, especially when there are so many other beautiful annuals, many of which I am sure you are not acquainted with, such as the lovely dwarf *Viscaria* in blue and pink, the charming *Nemesias*, both the tall Sutton Hybrids and the dwarf variety of which *Blue Gem* produces most lovely forget-me-not flowers all summer. And there are the *Salpiglossis*, *Godetias*, *Clarkias*, all much superior to *Gilia*. Do you know them?

## GODETIA

Of all annuals for garden decoration *Godetias* are unsurpassed for the brilliant effect they produce in beds and borders. They are extremely easy to grow and the plants remain in full beauty for a long period. When cut, the long graceful sprays of the tall varieties make a handsome decoration for vases, and this section is also largely employed as a background to borders of the dwarfer-growing kinds. They do best in a rather poor sandy location.

### TALL VARIETIES WITH FLOWERS IN LONG LOOSE SPRAYS

**Double White Queen.**

**Double Crimson Glow.**

**Double Mauve**—Clear pinkish-mauve flowers.

**Double Rose**—Very fine large double flowers of a delicate rose-pink shade. 2 to 3 feet.

Mixed in all the finest varieties. Any of the above per pkt. 10 cts.;  $\frac{1}{8}$  oz. 25 cts.

## GYPSOPHELIA—ANNUAL BABY'S BREATH

Quite as useful as the perennial sorts and fine for sweet peas and carnations. Height 18 inches. By making 2 or 3 sowings during the season you are assured of a continued supply of these lovely delicate flowers. Quick to grow and easy to raise.

**Elegans White.**

**Elegans Delicate Pink**—A charming pink variety, which you should grow.

**Elegans Crimson.** A new rich colored variety, lovely for bouquets and garden decoration.

Any of the above per pkt. 10 cts.; the three varieties for 25 cts.;  $\frac{1}{4}$  oz. 25 cts.

## HELICHRYSUM (Straw Flower)

**Monstrosum Fl. Pl.**—One of the best of "Everlastings." Exceedingly effective double flowers in rich glittering colors, making a fine display in beds or borders, but especially grown to dry and use in baskets and vases through the winter; when wanted for this purpose they should be cut with as long



HELICHRYSUM

stems as possible, and when the blooms are about one-third open, take off all foliage, tie in bunches and hang head downwards in some dark, dry place until cured; they succeed in any good garden soil; give them plenty of room to develop, planting not closer than 12 inches apart; hardy annuals; 2½ feet. (Description from Dreer.) I offer the following choice colors:

**Golden Globe**—Golden yellow.

**Fireball**—Bright red.

**Rose Carmin Shades**—Rich and glossy.

**Salmon**—Beautiful rosy-salmon.

**Silver Globe**—Glistening white.

**Scarlet Beauty**—A beautiful color.

Per pkt. each 15 cts.; the six colors 75 cts.

**Mixed**—All colors, per pkt. 15 cts.;  $\frac{1}{4}$  oz. 25 cts.; 1 oz. \$1.00

### **LACE FLOWER—BLUE (Didiscus)**

This lovely blue flower created quite a furore two or three years ago, when it was introduced by an Eastern Florist. It blooms from July till November and its exquisite lace-like pale lavender blossoms are excellent for cutting; the plants grow about 18 inches high. Per pkt. 15 cts.; 2 for 25 cts.

### **LEPTOSYNE STILLMANI**

Golden yellow flowers produced continually in perfection for a long period; excellent for cutting. One of the quickest annuals, blooming within five weeks from seed. Height 18 inches. Per packet 15 cts.

### **LARKSPUR—ANNUAL DELPHINIUMS**

Not to be confused with the perennial Delphinium which is quite a different thing. For a description of the latter see my perennial catalog. These annual Larkspur produce fine spikes, most graceful and attractive. They grow from 2 to 3 feet high. The tall stock-flowered are the finest varieties for beds and for cutting.



**ANNUAL LARKSPUR**

"Rosy Scarlet" (New)—A wonderful color in Larkspurs. Per pkt. 25 cts.  
 "Exquisite" (New)—A beautiful soft pink. Per pkt. 25 cts.  
 Blue—A deep rich color. Per pkt. 15 cts.; 2 for 25 cts.  
 White—A very popular variety. Per pkt. 15 cts.; 2 for 25 cts.  
 Flesh—A very delicate shade of pink. Per pkt. 15 cts.; 2 for 25 cts.  
 Mixed—All the best colors. Per pkt. 15 cts.; 2 for 25 cts.; ¼ oz. 30 cts.

## NEMESIAS

These attractive, charming flowers are grown in England and Scotland as freely as Nasturtiums, coming some 30 years ago from South Africa. They are easily raised from seeds, which germinate quickly when sown in boxes or right in the beds; the plants should be planted about 6 inches apart each way.

**Sutton's Large-Flowered** in mixed colors of white, pale yellow, pink, crimson, and many beautiful intermediate shades. These Nemesias will make a perfect blaze of gorgeous colors in your garden. Per pkt. 15 cts.; 2 for 25 cts.

**Hybrid "Blue Gem"**—This popular dwarf, compact Nemesia is a gem, indeed; very beautiful for edgings or pot culture; a lovely forget-me-not blue. You must try these Nemesias, both the dwarf and Nemesia Suttoni. Per pkt. 15 cts.; 2 for 25 cts.

## NIGELLA (LOVE-IN-A-MIST)

**Miss Jekyll**—This lovely variety will give you an abundance of long stemmed, clear corn-blue flowers, prettily set in dainty foliage. It is a treasure, indeed, and one of the finest annuals for the garden. The plants are very hardy, and if possible, seeds should be sown in the fall, producing the best flowers the following summer, but an early spring sowing is equally good. Per pkt. 15 cts.; ¼ oz. 25 cts.; 1 oz. 50 cts.

**Miss Jekyll Pure White**—Prices same as above.



NIGELLA—"MISS JEKYL"

## NEMOPHILA (BABY BLUE-EYE)

A lovely low growing hardy annual with pretty foliage extensively used for ribbon borders and general garden decoration.

**Insignis Blue**—Beautiful color; height 6 inches.

**Mixed**—Several beautiful colors. Either per pkt. 10 cts.; ¼ oz. 25 cts.

## PANSY SEEDS

**Kelway's (English) Choicest**, saved from the finest and largest Show and Fancy varieties; the colorings are superb and in size the flowers are enormous.

Per pkt. 25 cts; special pkts. of 2000 seeds, \$2.00.

**Hurst's Giant Strain (English)**—A very select stock, producing enormous flowers of rich and varied colors. Per pkt. 25 cts.; special pkts. of 2000 seed, \$2.00.

**Heinr. Mette's (Germany) Triumph of the Giants**, awarded prizes wherever shown.

The plants distinguished themselves by their robust growth, and form compact bushes of round shape, with strikingly large, healthy-looking foliage.

The imposing five-spotted flowers which on long, vigorous stalks surmount the foliage in the most graceful manner, are of enormous size, perfectly round form, original structure, and unusual substance. The individual petals are exceedingly broad and cover each other in such a manner as to make the flowers appear almost double. With most of the flowers the border of every petal being conspicuously undulated and curled, which grants the flower a striking and very peculiar appearance, entirely new to this class of plants.

The beauty, brilliancy and richness of color being the most striking; also very rare and new tones of red and brown are met with in these flowers.

Anyone growing these Pansies will declare them to be the most perfect and wonderful Pansies they have ever seen.  $\frac{1}{8}$  oz., \$2.00; per pkt., 50 cts. (about 200 seeds).

**Giant Flowered Odier, Five Spotted Golden-Yellow**—Flowers extra large, perfectly round and exceedingly attractive; the most beautiful of the yellow Pansies. Per pkt. 25 cts. (about 100 seeds),  $\frac{1}{8}$  oz. \$1.50.

**Giant Folewered Odier, Five Spotted White**—Flowers immense and perfectly round; the most attractive of all white pansies.

$\frac{1}{8}$  oz., \$1.50; per pkt., 25 cts. (about 100 seeds).

## PETUNIAS

For outdoor decoration, porch or window boxes few plants equal the Petunia in effectiveness. They commence flowering early and continue a sheet of bloom throughout the whole season until killed by frost; easily cultivated, only requiring a good soil and sunny position. It is best to sow them indoors and transplant to the open in May. The Single Bedding kinds can be sown out of doors in May.

### PORTLAND PETUNIAS

They are the product of most careful selection for purity of color with constant selection of true stock for seed bearing since 1909.

No other strain will surpass them for purity, elegance of shape and beauty of color. Their well-branching nature makes the fine specimen potted plants a possibility.

For bedding, porch or window boxes, where definite color schemes are of importance, Portland Petunias are invaluable with their clear, decided color tones.

**Pride of Portland**—A beautiful deep rose pink flower, finely fringed edges and yellow to whitish throat. Freely branching habit, with medium to large flowers. Per pkt. of about 150 seeds, 25c.

**Elks Pride**—Flower of richest royal purple, nearly black, plain edged, medium size. Very rank growing, somewhat trailing habit; a wonderful porch box plant. Per pkt. of about 150 seeds, 25c.

**White Beauty**—A neat, finely fringed, pure white flower with yellow throat. Excellent for blending with contrasting colors or softening harsh color combinations in other flowers for bed or box planting. Per pkt. of about 150 seeds, 25c.



PORTLAND PETUNIAS

**Scarlet Beauty**—Unusual red colored petunia, heavily fringed shading to maroon, not branching freely. Per pkt. of about 150 seeds, 25c.

**Lilac Beauty**—A pleasing soft lilac colored flower not fringed, rampant grower, fine for porch box planting as it is partly trailing. A splendid color for blending with other shades. Per pkt. of about 150 seeds, 25c.

**Apple Blossom**—A large flowering light pink fringed flower of apple blossom color freely branching, rather compact grower. Per pkt. of about 150 seeds, 25c.

**Portland Beauty**—Large, well fringed flowers of dark magenta hue with maroon black throat. Very vigorous and large flowering, fine for locations where strong color is desirable. Per pkt. of about 150 seeds, 25c.  
The 7 varieties for \$1.50.

**Diener's Ruffled Monsters**—Probably the largest flowering type. All colors evenly mixed. Per pkt. 50 cts.

**Burbank's Blue Petunia**—This new color in petunias is a very pleasing one never before obtained. The seed now offered comes "true blue." Blooms abundantly all summer. A very beautiful and exquisitely fragrant petunia. Packet, 25 cts.

### SALPIGLOSSIS (TRUMPET FLOWER)

Beautiful ornamental hardy annuals of great charm with large veined funnel-shaped velvety flowers, fine for cutting. A bed of these beautiful plants is one of the most striking features of the garden during July and August. Height 3 feet.



**Mixed**—All the finest colors, including blue and gold, golden yellow, crimson, gold veined, rich purple, velvety red; all mixed; per pkt. 15 cents;  $\frac{1}{8}$  oz. 30 cents;  $\frac{1}{4}$  oz. 50 cents.

### **SALVIA SPLENDENS (SCARLET SAGE)**

One of the favorite bedding plants, bearing long spikes of gorgeous flowers from July to frost. Seeds should be sown as early as possible indoors or in a hot bed, and the plants set out when the weather becomes settled.

**S. Harbinger**—**New**—The finest of all Salvias.

Plants raised from seed sown at the end of February commence to produce in profusion their long spikes of dazzling bright scarlet flowers early in June and maintain a blaze of color until the frosts. A more magnificent article for summer bedding can hardly be imagined. The plants are dwarf and compact in habit and the strong dark foliage forms an effective foil to the vivid hue of the flowers. I consider this one of the finest novelties that has been introduced last year.

Seeds from this very fine novelty are still very scarce. Per pkt. 35 cents.

**S. Fireball**—A dwarf, large flowering Salvia which comes into bloom in July from an early sowing inside. The plants are compact, and covered with long spikes of brilliant scarlet flowers. Height 15 inches. Per pkt. 25 cts., 5 pkts. for \$1.00.



**SALVIA HARBINGER**

### **ANNUAL STATICE**

Few annuals are more valuable for cut flower purposes than the Statice, particularly **S. Suworowi**, which produces delightful rose-colored flowers. This Statice grows about one and a half feet high. The flowers can be dried for winter, keeping their color for many months. Seed should be started in the house or in a cold frame early in the Spring. It is different from most seed, however, as the dried flower itself is planted, although pulling it apart somewhat helps to hasten germination. Cover it only lightly, better just press in, and keep seed bed moist. Beware of slugs!

- Statice Suworowi**—(Perennial where winters are mild)—Bright rose; height 18 inches. Per pkt. 15 cents;  $\frac{1}{4}$  oz. 50 cents;  $\frac{1}{2}$  oz. 75 cents.
- S. Sinuata True Blue**—A rich-colored new variety; tones well with the mauve and makes a fine contrast with the yellow. Price same as above.
- S. Sinuata Hybrida**—Hybrids with mauve, rose, white and yellow flowers. Price same as above.

## VISCARIA

If you have never grown this lovely dwarf annual you will certainly be glad to have your attention called to it. Many people saw it the first time last summer in my garden, and everyone exclaimed over its charming flowers and ordered seeds. The plants bloom all summer long 'till late in the fall and are most attractive when planted in masses or along paths. The dwarf varieties make excellent pot plants. Height 6 to 8 inches.

- V. Tom Thumb Rosy Gem**—The attractive brilliant carmine-rose flowers appear in great profusion. Per pkt. 25 cents; 2 pkts. for 45 cents.
- V. Tom Thumb Blue Gem**—Bright blue flowers, a charming plant. Prices same.

## VIOLA

Violas are indispensable for Spring gardening, and if the flowers are not allowed to go to seed the plants will continue to flower profusely all summer long. The plant is really a perennial and perfectly hardy, but may be treated as annual the same as the pansy. Height 6 inches.

- V. Cornuta Lord Nelson**—(New)—A glowing violet purple, long stems, continuous bloomer. Per pkt. 15 cents.
- Viola Mauve Queen**—One of the loveliest plants for the garden; blooms soon from seeds and entirely hardy, with a wealth of long stemmed, pure light mauve flowers. Per pkt. 15 cents; 2 for 25 cents.
- V. Rose Queen**—(New)—Exceeding free and long flowering; large dark rosy-lilac. Per pkt. 15 cents; 2 for 25 cents.
- V. Jersey Gem**—(New)—Probably the finest of all Violas; pure violet flowers on 6-inch stems. Seeds this Summer (1926). Per pkt. 25 cents.
- V. Sutton's Apricot**—This is a new and rare variety, beautifully rich apricot shade, tinged orange towards the center; a very unusual and very attractive color. There will be some off colored plants from the type. Per pkt. 25 cts.

## ZINNIAS

### California Giant Dahlia—Flowered

These are positively the finest Zinnias grown. Not too much can be said about these new creations in Zinnias which are showing the widespread popularity of this type of Zinnias and its remarkable versatility in adapting itself to varying conditions and climates. Excellent cut-flowers and wonderfully decorative in the garden.

- Exquisite**—Truly Dahlia-flowered as regards form and size. A light rose with center a deep rose.
- Golden State**—A very rich orange yellow; yellow in the bud, turning to an attractive orange when in full bloom.
- Crimson Monarch**—The largest and best of the red shades. Flowers often eight inches in diameter; very vigorous; a marvelous production of greatest merit.
- Oriole**—An immense orange and gold bi-color, worthy of the beautiful bird after which it was named. Per pkt., any of the above, 25 cents. The 4 beautiful varieties for 80 cents, any 2 for 45 cents.
- Special Mixtures.** A well blended mixture containing all the above and several other equally beautiful novelties. Per pkt. 15 cents; 2 pkts. for 25 cents;  $\frac{1}{8}$  oz. 75 cents;  $\frac{1}{4}$  oz. \$1.25.

## **BEFORE ORDERING, PLEASE DO NOTE**

All new, fresh annual seeds are ready for distribution about January 15th, and shortly thereafter.

No seed orders are filled for less than a total of twenty-five cents. I am not responsible for loss of seeds or plants in the mail. I insure all seed packages over and above three dollars. If you want your seeds insured amounting to a lesser value, please add five cents to your order.

All orders are acknowledged immediately upon receipt by special card, and orders filled the same, or the next day.

My seeds being fresh and of strong germinating power, every seed should germinate, IF you will use ordinary care and common garden-sense. Do not bury the seeds too deep, be govered by the size of the seed; many flower seeds ar so small that they need only to be gently pressed into the soil.

### **RARE ROCK AND ALPINE PLANTS**

After seeing a very large and lovely Rock Garden in Vancouver, B. C., last season—acres of it—I have fallen in love with Rock and Alpine plants, am building me rockeries and in another season (next fall) will issue a special descriptive price list of Rock Plants and Seeds, especially rare Alpines. There is no question that rock gardening, while painstaking and exacting, is certainly one of the most charming and fascinating garden sports.

Do not think that you have to have a hillside garden, or terraces, or a natural rockery in order to have a successful rock garden—any of which, of course, do make lovely rock gardens with the least labor, but you can build a most charming rock garden on a flat piece of ground. The famous Rock Garden at Kew, England, was built entirely on a flat piece of ground, the soil being excavated in the walks and trails and thrown up in enbankments and mounds, and the rocks put into place thereafter.



150 Days From Seeds.

My lovely ENGLISH HYBRID PENTSTEMONS—a half-hardy perennial—with their large, many-hued Gloxinia-like flowers. You can have them in flower four months from seeds. In extremely cold climates simply treat them as an annual like Snapdragons, starting the seeds early in boxes in the cold frame or under glass. In half way decent climates where the temperature does not go below zero, treat them like any other hardy perennial, simply mulching them thru the winter.

If you don't grow Pentstemons you are missing a very fine and showy perennial; it comes easy from seeds.

## PERENNIALS TREATED AS ANNUALS

Did you know that you can treat some perennials most successfully as annuals, particularly if you live in a very cold country, where some of the perennials do not survive the winters, such for instance as the lovely **Pentstemons**? Or where it is very hot, with no winters, as in Florida, Arizona, Southern California, in which localities they are now raising **Delphiniums** successfully as annuals.

Of course, you won't get stalks six feet tall, or clumps with a dozen or more flower stalks, but very pretty and satisfactory flowers will you get.

This is also the secret of obtaining lovely stalks of such perennials as **Delphiniums, Pentstemons, Geums** (particularly the new yellow one, **Lady Strathe-den**) **Siberian Wallflowers, Per. Scabiosa** and **Lupins**—out of season, and at a time when your established big clumps are out of bloom and such flowers rare in the garden.

To obtain these results, sow the seeds in April; as soon as plants are large enough, transplant—either into their permanent location, or in rows, and transplant again before hot weather comes; give plenty of water all through the summer, and lo and behold; when the hot weather has departed, and early Fall breaks over the garden and flowers are becoming scarcer from week to week, these lovely flowers will unfold their beauty and make your garden or perennial border once more a joy to behold. Only heavy frosts will mar their beauty, and the plants, of course, will live through the winter, and make big clumps the following season.

### DO NOT COVER THE SEEDS TOO DEEP

Imitate **Nature**, our great teacher. Does she bury the seeds? If you have any difficulty, or have had poor luck write me, and no doubt we can get together; above all, I want you to be satisfied and successful; money comes last.

Try this scheme this season with all your seeds; annuals, perennials, flowers and vegetable seeds: Do not plant your whole seed package at one time, but only half of it; conditions as to soil and weather may not be just right or something else wrong over which you have no control and of which you have no knowledge at the time, for a poor germination will result, and if you planted all your seeds at such an unpropitious time you will have nothing to show for your money and seeds; but plant the other half of the package a few days or a week or two later. I have always found it best to sow all seeds outside, or in the cold frame or under glass in flats. Most of our annuals can be raised from seeds sown right outside; some, owing to their slow growth, or tenderness, such as Snapdragons, **Salvias**, do best when started very early under glass or in the hot bed.

I do not sell annual plants, except where noted: **Pansies**.

I do not list **Sweet Peas** and **Asters**, because these are best bought from specialists who grow them for seeds by the acres. However, I intend to buy the finest **Novelties** in **Sweet Peas** in **England** and **France** this coming season for trials, and sell such seeds to my customers next **Fall** and **Winter**.

Please, do note that I do not send out plant orders amounting in value to less than \$1.50, as it does not pay for the time, the trouble and labor consumed. If you can not make up a plant order for less than \$1.00, please add 25 cts. for packing and postage. **Do not include the amount of your seed order, as seed orders have nothing to do with plant orders.**

## SPECIAL PRIZES

### Do You Have Flower Shows in Your Town?

If you are fortunate enough to live in a community, whose citizens take pride in beautifying their gardens, and show interest enough to see to it that their neighbor's gardens are beautified, which worthy objects are achieved through local Flower Clubs and principally through Flower Shows and Exhibits, and if

your town has such annual exhibits, I will offer prizes of unusual merit for flowers exhibited by my customers, may they be Irises that come from my gardens, Delphiniums raised from my strains or whatsoever. My Irises and Delphiniums have won prizes throughout the Nation last years at big and small shows.

See to it that the Secretary of your local Flower Show communicates in plenty of time with me so I can offer prizes for stock originated in my Gardens, that will win a prize at your coming exhibit.

## DISEASES AND PESTS

### MILDEW

Mildew and other fungous diseases can only be controlled by taking prompt measures to check them immediately they appear. A timely application of powdered sulphur when the leaves are damp in the morning, or spraying with sulphide of potassium at the rate of half-an-ounce to one gallon of water, will check the progress of the diseases, whereas, if the spores are allowed to ripen they become distributed by various agencies, and a very large area may be involved.—W. Auton, in "Gardener's Chronicle" (England).

### CUT WORM REMEDIES

Many reports have been received this year about the damage done by cut worms in the flower garden as well as in the vegetable garden. This pest is exterminated readily by the use of poisoned bait such as is formed by mixing bran and arsenic with the addition of a little molasses and lemon juice. Probably most amateurs will prefer to use a commercial poison bait such as can be obtained at any seed store. One well known garden superintendent reports that he has been able to win immunity from the cut worms by the liberal use of lime and powdered sulphur. He makes a mixture of these materials and dusts it all over his plants when they are young, with the result that the cut worms do not touch them. He finds this mixture equally successful for controlling the squash borer. Other gardeners may find this remedy worth experimenting with.—(Horticulture, Boston.)

### CONTROL OF SLUGS

With reference to the note on this subject, a poison bait of bran and Paris green is no doubt an effective method of destroying slugs, but I fear it would destroy a good deal more than the slugs. What about the birds? How many of these would be killed? And probably some of the most useful kind, too. Paris green is a deadly poison, and its possibilities in the destruction of life are great. As I pointed out in "The Gardeners' Chronicles" of January 3 (Vol. LXXVII, p. 14) and May 30, 1925 (Vol. LXXVII, p. 376), there is nothing more effective and safer to use for the destruction of slugs and snails than ordinary alum, and it may be applied in any scale, great or small. It may be used in saturated solution, either to water the ground or spray the plants with, without risk of damage, and a hot, saturated solution applied to rubbish heaps and other haunts of the pests, where there are no plants to injure, will exterminate every adult and egg it comes into contact with. Its preparation (in solution) is of the simplest description, and there is nothing in it to clog the nozzles of syringes or do them any harm whatever. It may also be used in the powdered state for the protection of isolated plants in slug-infested ground. I am surprised at people worrying over such materials as sulphate of aluminium, poisons, trapping, etc., when they have such a simple, otherwise harmless, and cheap and effective substance as this ready to hand.—A. D. Richardson, Edinburgh, in "The Gardeners' Chronicle," (England).

An alum solution is extremely simple to use, all that is necessary being to dissolve the material in a suitable vessel by means of hot water, and make

certain that a little of it always remains undissolved at ordinary temperatures, thus insuring that the solution is saturated. For solutions, lump alum, which is cheaper, may be used instead of the powdered material. Also it contains no grit or other matter which would choke the nozzles of sprayers and is thus less troublesome than sulphate of aluminium and lime solution, which must be strained before use. Alum solution is ideal so far as easy application goes, and sprayers may be easily cleaned if necessary after use by having water forced through them. A saturated solution is approximately one pound to one gallon of water.



# NO GARDEN IS COMPLETE WITHOUT A LIBERAL PLANTING OF IRISES

**Plant Them in February, March and April and Again From  
July on to October**

I grow many acres of Iris, a careful selection of over 250 of the world's best Garden Iris, constantly adding to my collection. Large estates desiring to make large plantings of either the best old or the new creations, I am in a position to supply them by the hundred or even thousand at attractive prices.

The prices of nearly all the new, meritorious varieties, such as Ambassadeur, Ballerine, Dream, Gaudichau, Lord of June, Lady Foster, Lent A. Williams, Ann Page, Morning Splendor, and others in that class, have been reduced one half.

A new price list, describing each variety, as well as giving the rating as authorized by the American Iris Society, is free for the asking. A very comprehensive Iris catalog, really a manual, comprising some 40 pages, and including valuable treatises, an elaborate color classification, and many illustrations. It lists in detail all of the best old garden varieties, and most of the best new ones, as well as scores of Siberian, Oriental, Japanese, Dutch, Spanish and many other Iris species. This Manual is not free, but is sent only on receipt of 15 cts. (No refund.)

## **OTHER PUBLICATIONS**

In August I publish my annual Perennial Plant and Seed Catalog, which is good for one year. It lists in detail most of the worth while Perennial seeds and plants, describes in detail **The Glory of Puget Sound Delphinium** strain, as well as the Wrexham, Kelways and Blackmore & Langdon's. It lists several unusual and good Novelties, and is handsomely illustrated.

All of my regular customers should have received a copy last Fall, and as I stated, the prices and descriptions stand good until the summer of 1926, when a new one will be issued. If you have not received a copy, please, write for one; it is **free** to any interested gardener.

## **DELPHINIUMS AND HOW TO EXCEL WITH THEM**

An interesting and practical 20-page illustrated booklet on the propagation, cultivation and exhibition of these popular and beautiful flowers. It was written by Mr. A. J. Macself, the Hon. Secretary of the National Hardy Plant Society of London, England, an authority on Delphiniums. The price is 25 cts., and no refund.

**O. M. PUDOR**  
**IRIS, HARDY PLANTS AND SEEDS**  
**PUYALLUP, WASH., U. S. A.**  
**(IN THE FAMOUS PUGET SOUND COUNTRY)**











*“Man Shall Not Live by Bread Alone”*

---

“The Lord God planted a garden  
In the first white days of the World,  
And He set there an angel warden  
In a garment of light enfurled.

So near to the peace of Heaven,  
That the hawk might nest with the wren,  
For there in the cool of the even  
God walked with the first of men.

And I dream that these garden-closes  
With their shade and their sun-flecked sod  
And their Lilies and bowers of Roses,  
Were laid by the hand of God.

The kiss of the sun for pardon,  
The song of the birds for mirth,  
One is nearer God’s heart in a garden  
Than anywhere else on earth.”

The Omnipotent has sown His name on the  
Heavens in glittering Stars;  
But upon the Earth He planteth His Name  
By tender Flowers.

—*Richter*